

# STATE OF THE CITY 2012

Mayor Ben Johnson

Presented by:

Joe Sbranti, City Manager

Garrett Evans, Assistant City Manager

Tina Olson, Director of Finance

Captain Brian Addington, Police Services



# CITY COUNCIL



**Ben Johnson, Mayor**



**Nancy Parent, Vice Mayor**



**Sal Evola, Council Member**



**Will Casey, Council Member**



**Pete Longmire, Council Member**

# Overview

Ben Johnson, Mayor



# MEASURE P - TRANSACTION & USE TAX

**73.50% Yes votes ..... 26.50% No votes**

**Thank you Pittsburg voters for your support in passing Measure P-Transaction & Use Tax on June 5, 2012.**




# Citywide Capital Improvements

Joe Sbranti, City Manager



# CALIFORNIA THEATRE



# PAVING PROJECTS



# LIBRARY EXPANSION





# SULLENBERGER SWIM CENTER



*Opened June 16, 2012*



# HILLVIEW JHS SOCCER FIELD




# VIDRIO COMMERCIAL



**MOMO**  
Japanese Restaurant

# PACF SUMMER EVENT SERIES




# Citywide Development & Projects

Garrett Evans, Assistant City Manager



# BUSINESS DEVELOPMENT



# HOUSING DEVELOPMENT



**Siena Court Senior Housing  
Railroad Avenue**



**La Amenara  
10<sup>th</sup> St and Beacon**

# HIGH DESERT POWER AUTHORITY





# MARINA – CENTRAL DOCKS



# ENVIRONMENTAL AFFAIRS



# ENTERPRISE ZONE

- Designation received June 1, 2012
- Partnering with the Workforce Development Board for Implementation



# Financial Overview

Tina Olson, Director of Finance



# WATER ORDINANCE

- The City's Water Department was losing up to \$340,000 annually from uncollected accounts the majority of which was associated with tenants in rental properties
- City adopted a NEW water ordinance effective January 2012

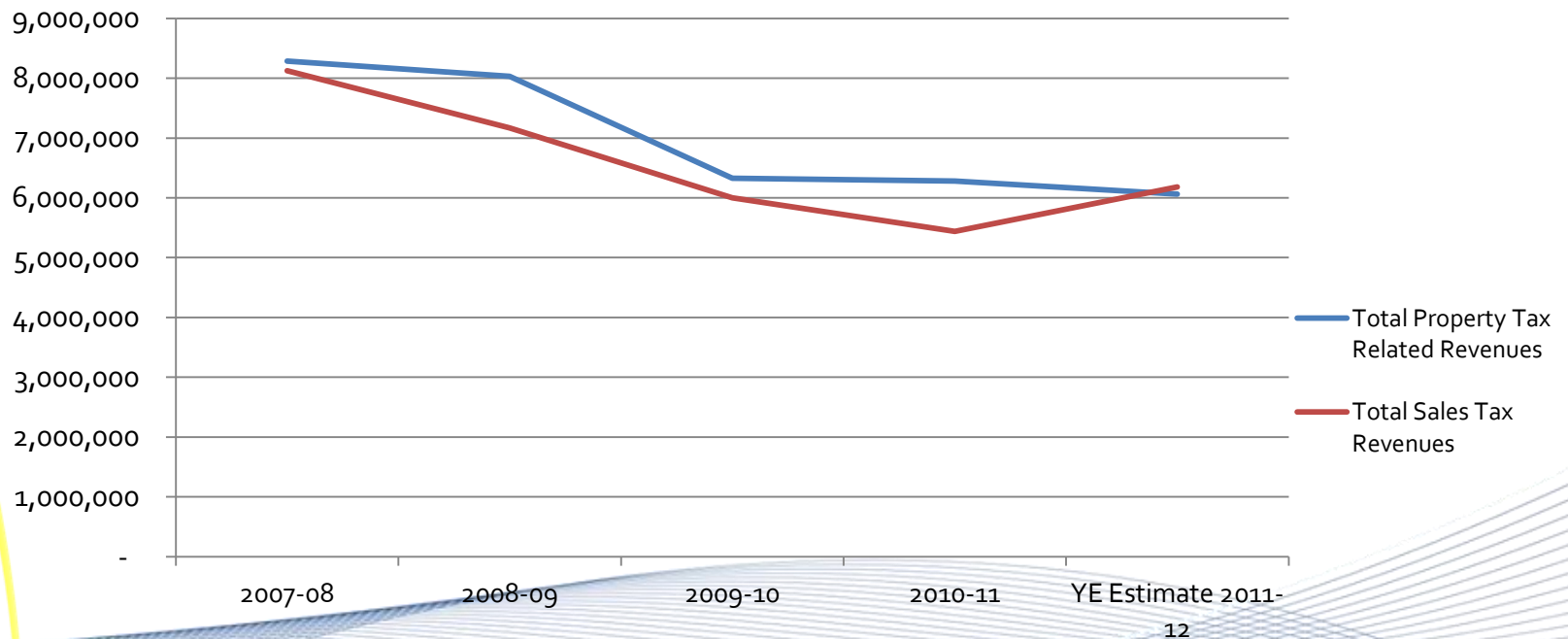
# WATER ORDINANCE

## New Ordinance Requirements

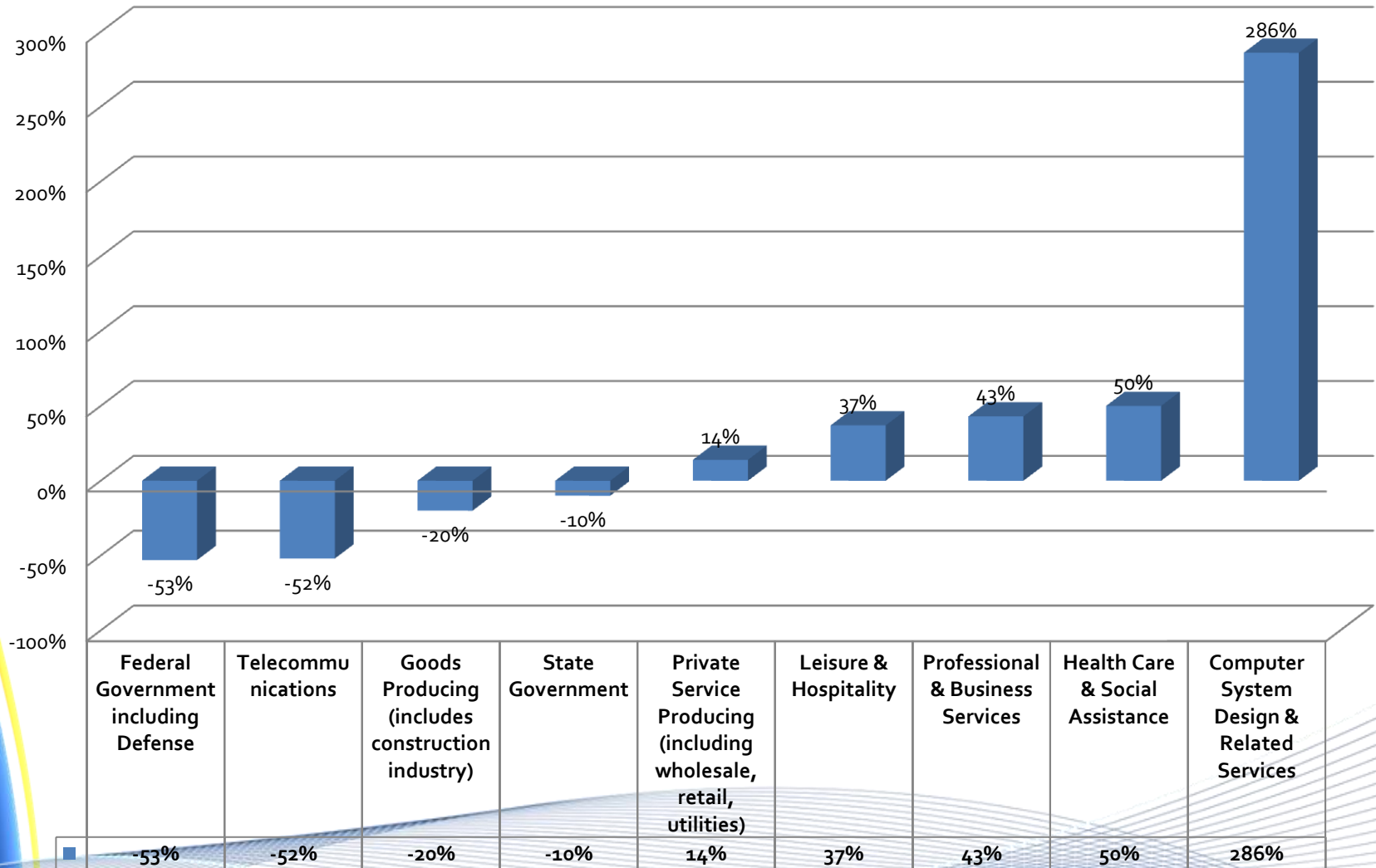
- \$250 deposit from tenants. Waive the deposit requirement if:
  - (1) the tenant has promptly paid their Pittsburg water bills during the previous 12 months
  - (2) The water account is in the landlord's name
- Proof of property ownership and tenancy required to open a new Water account

# SUMMARY OF PROPERTY AND SALES TAX RELATED REVENUE (FYs 2007-08 thru 2011-12)

Revenue	2007-08	2008-09	2009-10	2010-11	YE Est. 2011-12
Total Property Tax Related Revenues	8,288,598	8,033,472	6,330,034	6,282,790	6,064,664
Total Sales Tax Revenues	8,127,715	7,167,394	5,998,652	5,438,354	6,181,000



# MAJOR EMPLOYMENT GAINS & LOSSES BY SECTOR (Alameda & Contra Costa 1990-2011)





# KEY ECONOMIC INDICATORS

## Unemployment

- June 2011 17.0%
- April 2012 14.5% ↓

## Median Income (source: Buxton)

- \$53,871

## Median Home Value (source: Zillow)

- July 2007 \$430,000
- April 2012 \$155,000 ↓

# CURRENT RENTAL RATES

- Low - \$870 (1 Bed/1Bath Apartment)
- High - \$1,800 (3 Bed/2 Bath House)
- Mortgage, Taxes & Insurance on Median Home Value - \$838/month
  - Assume 20% Down and 4.5% fixed interest rate
- Median Pittsburg income can purchase a home valued at \$233,000 - \$1,262/month
  - Assume 30% of income is used towards housing expenses

# Police Services

Police Captain Brian Addington



# RESPONSIVENESS TO COMMUNITY

- Patrol
- Traffic
- Investigations
- Street Crimes Units
- Neighborhood Policing Team
- Community Resource Officer
- C.A.S.E. Officer  
Collaborative Anti-Violence Support Effort



# RESPONSIVENESS TO COMMUNITY

- School Resource Officers
- Reserve Officers
- Explorers
- Internship Program
- Probation Officer
- Facebook
- Twitter



*(coming soon)*



# RESPONSIVENESS TO COMMUNITY

- Citywide Camera Project



# CALLS FOR SERVICE AND ALERTS

2009	2010	2011
71,514 calls for service	68,371 calls for service	69,576 calls for service
<b>3,830 total arrests</b> 3,561 adult arrests 269 juvenile arrests	<b>3,770 total arrests</b> 3,526 adult arrests 244 juvenile arrests	<b>4,798 total arrests</b> 4,545 adult arrests 253 juvenile arrests

- **16,516** calls for service 1<sup>st</sup> quarter 2012
- **1,224 total arrests during the 1<sup>st</sup> quarter**
  - 1,149 adult arrests
  - 75 juvenile arrests



# TRUANCY CITATIONS

2007	2008	2008	2009	2010	2011
107	242	275	108	11	3



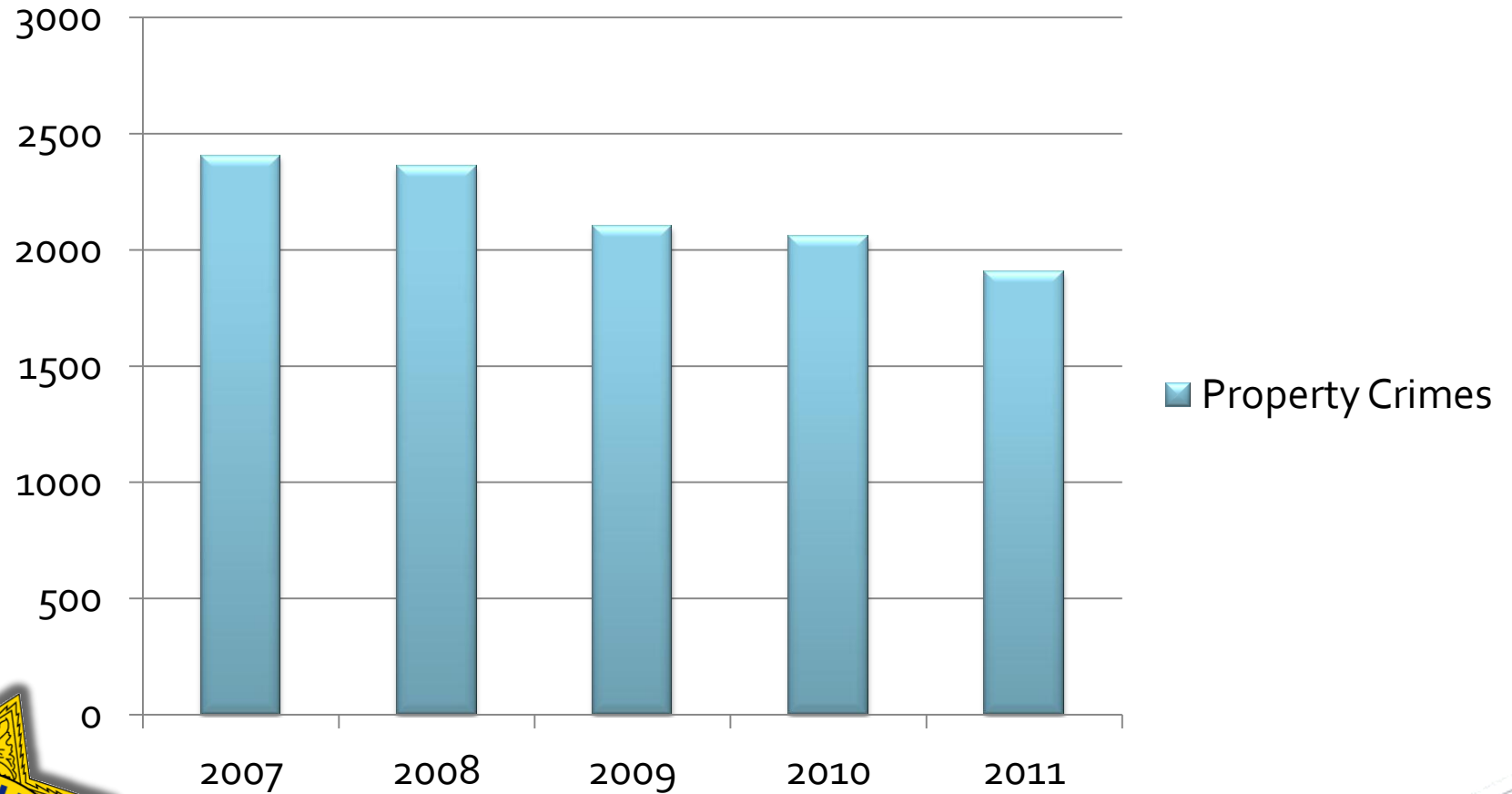


# CODE ENFORCEMENT

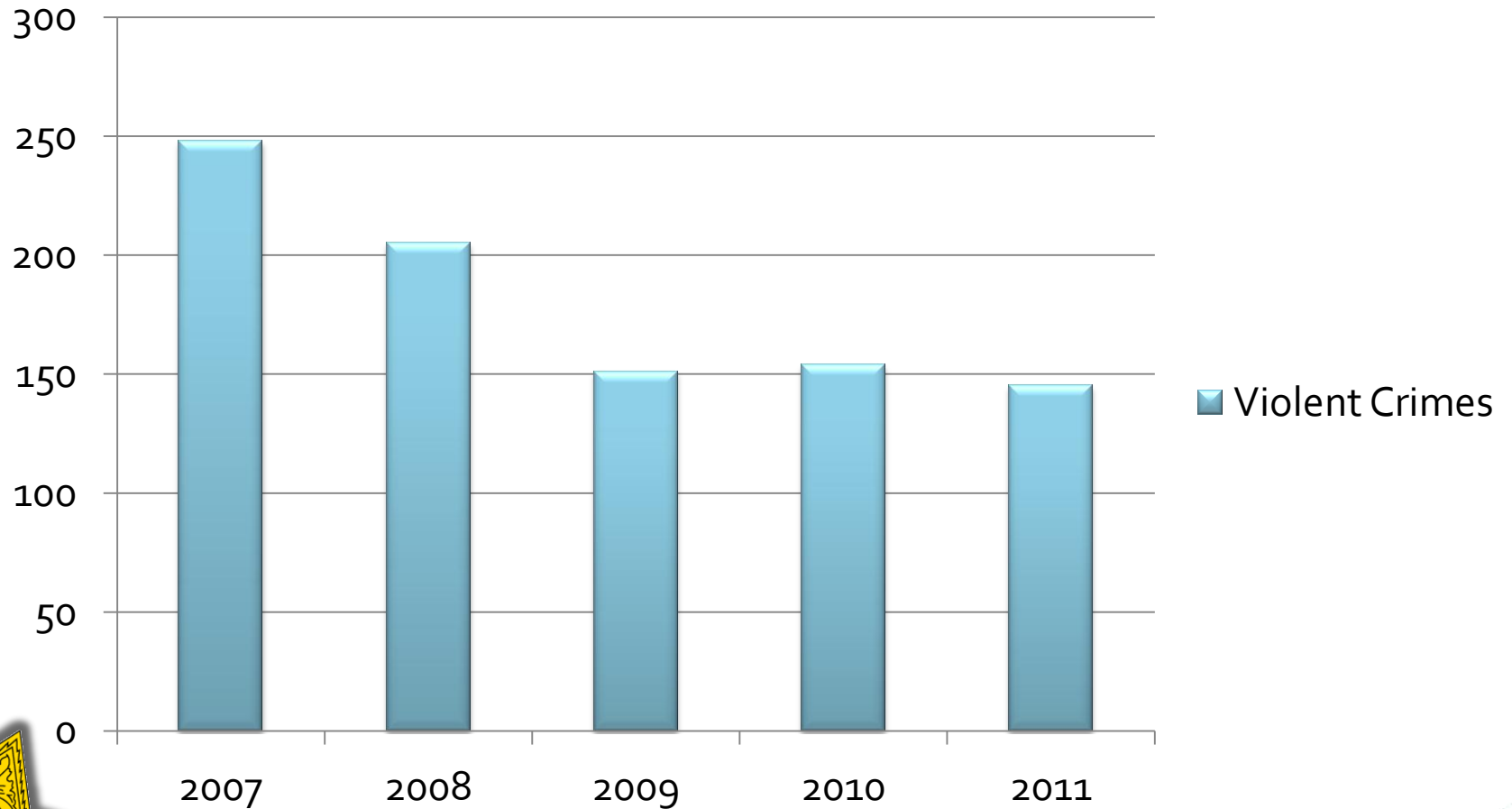
2011 Statistics	Complaints	Voluntary Compliance
Public Nuisance	219	179
Weeds, Rubbish, Garbage	964	856
Zoning Violations	174	147
Vehicle Code Violations	996	721
<b>TOTALS</b>	<b>2,353</b>	<b>1,903 (80.8%)</b>



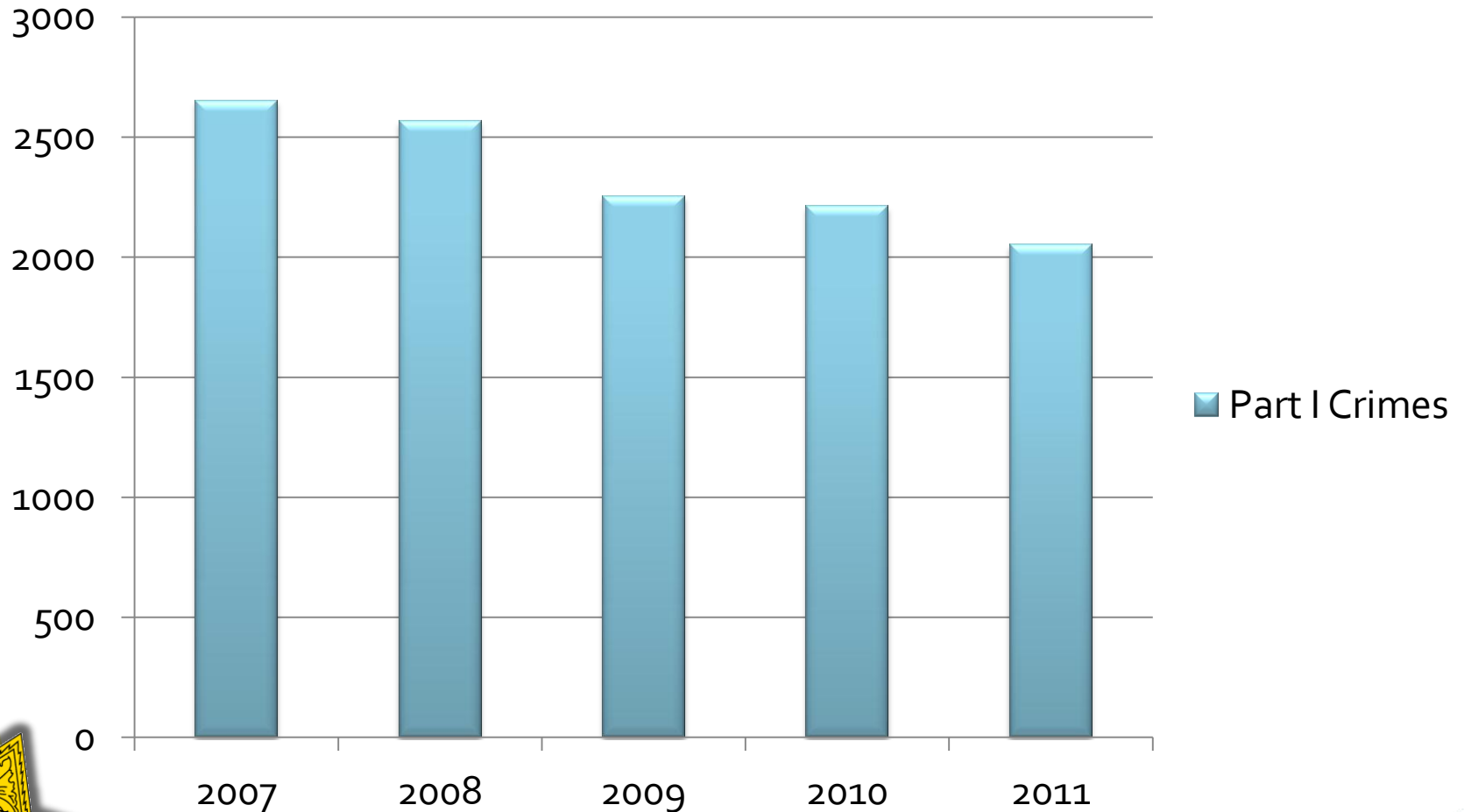
# PROPERTY CRIMES



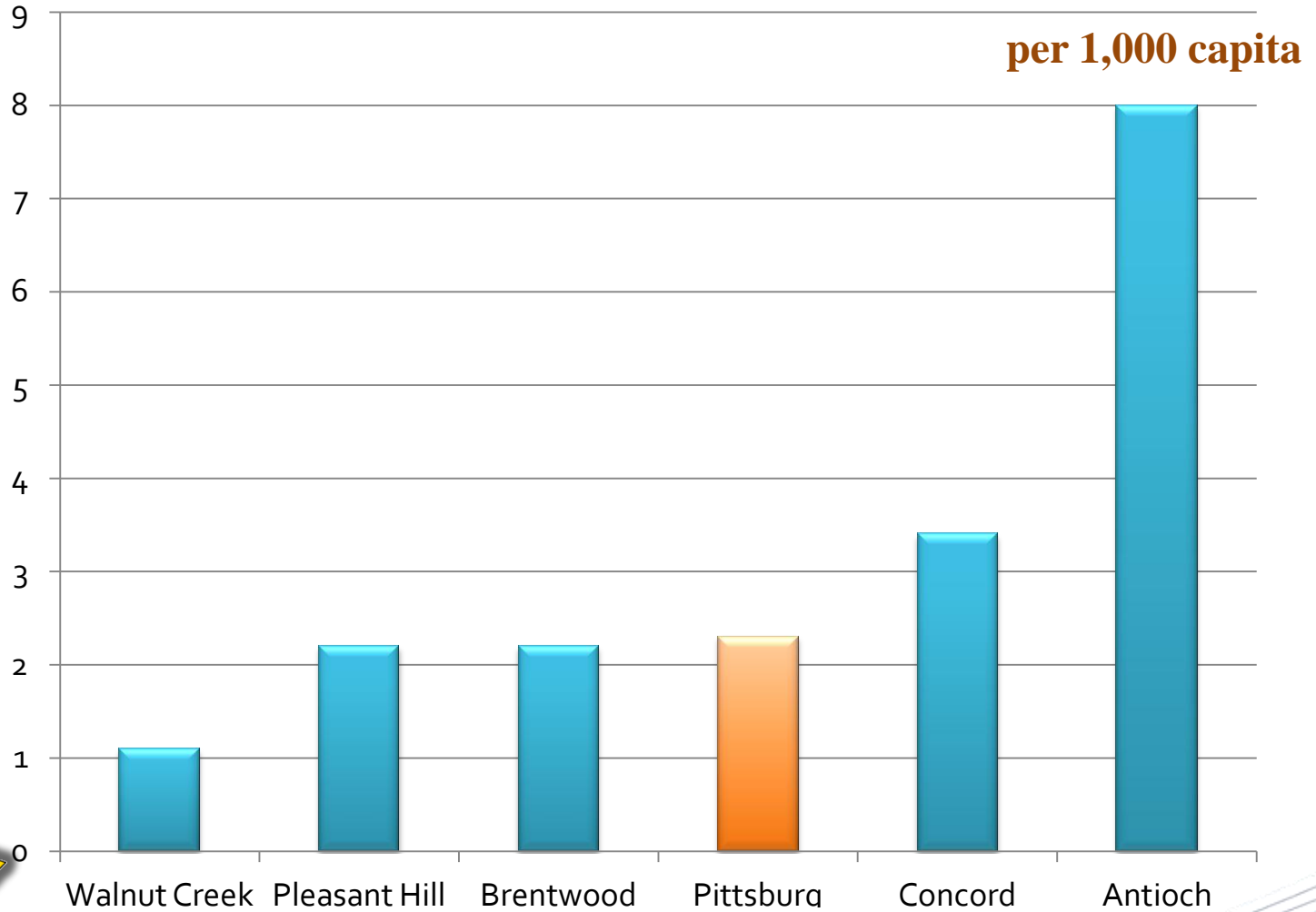
# VIOLENT CRIMES



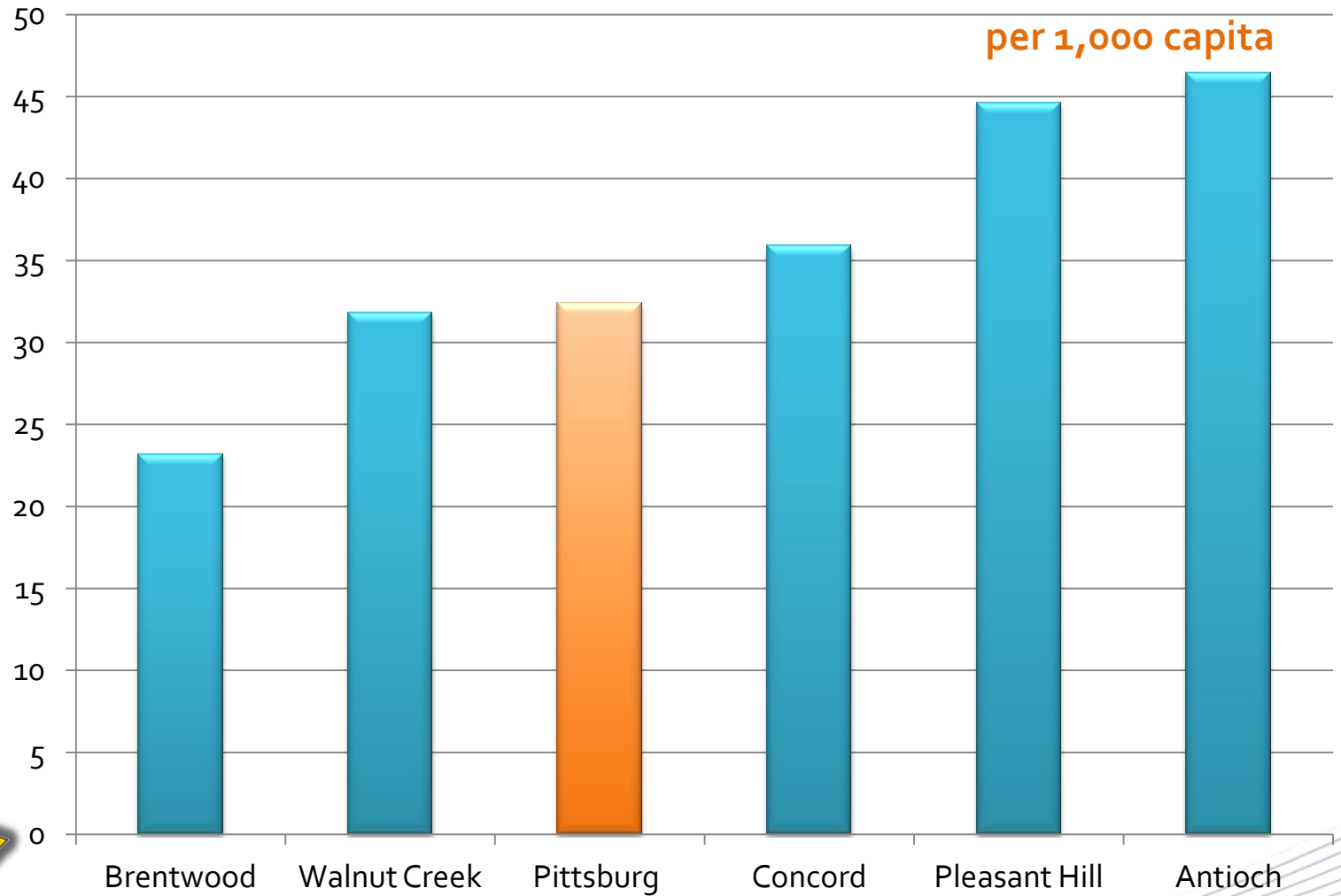
# PART I CRIMES (VIOLENT & PROPERTY)



# 2011 VIOLENT CRIME COMPARISON

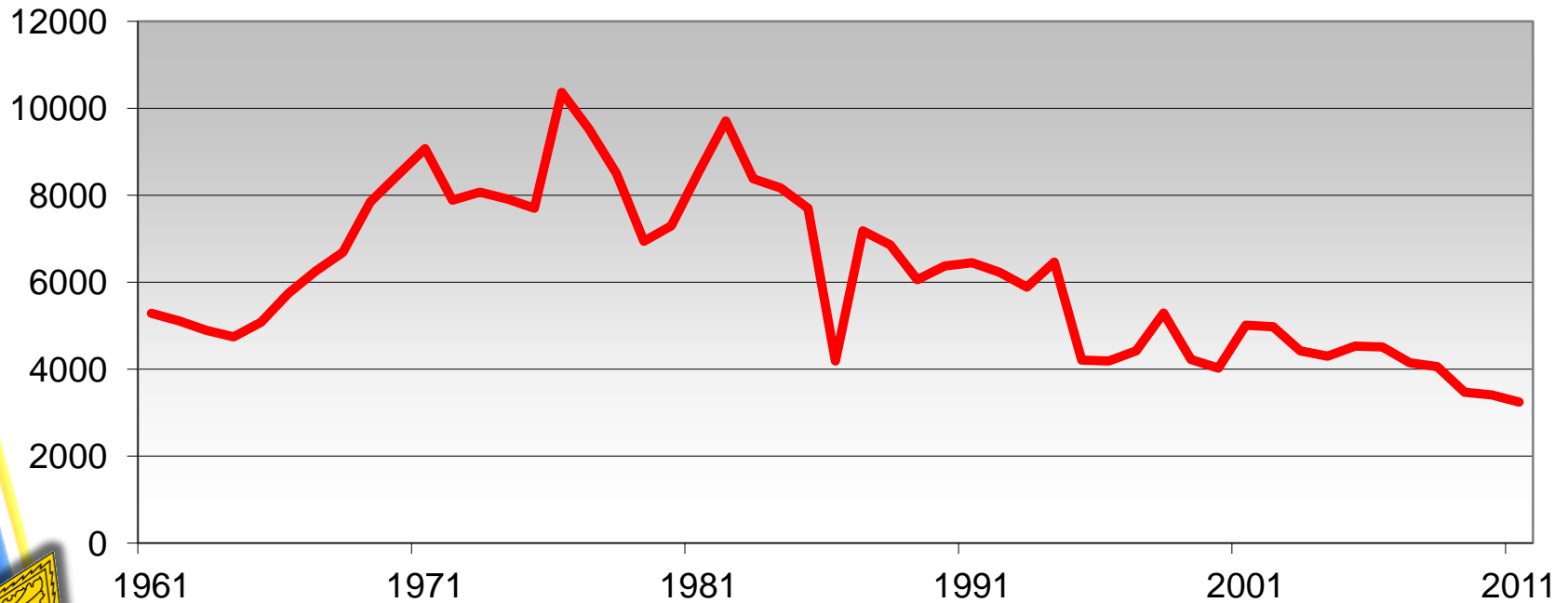


# 2011 PART I CRIME COMPARISON



# 51-YEAR HISTORY

Pittsburg Part I Crime  
Per Capita (100,000)  
1960 - 2011



# The Road Traveled

Ben Johnson, Mayor





# THE ROAD TRAVELED

City Council, City Staff, Businesses and Residents Worked Together to Accomplish:

- Reduction of Blight
- Higher Standard in Quality of Life
- Continued Reduction in Crime
- Expanded Economic Development
- Job Creation

We Are...

# TEAM PITTSBURG

