



---

## AGENDA

### PUBLIC SAFETY SUBCOMMITTEE

January 10, 2024  
5:30 PM

City Hall  
First Floor Conference Room, 4B  
65 Civic Avenue  
Pittsburg, CA 94565

#### Subcommittee Members

Shanelle Scales-Preston, Council Member  
Angelica Lopez, Council Member  
Keshia Hackett, Community Advisory Commission  
Isabel Romena, Community Advisory Commission

- 
1. **Public Comment for Non-Agenda Items**
  2. **Crime Statistics** – Staff will provide updated crime statistics.
  3. **SB 481 Presentation** – Staff will provide an overview of Senate Bill 481.
  4. **Police Department Accomplishments/Goals 24-25 Presentation** – Staff will provide an overview of goals for 2023/2024, status updates on those goals, and goals for 2024/2025.
  5. **Chief's Report**
  6. **Adjournment**

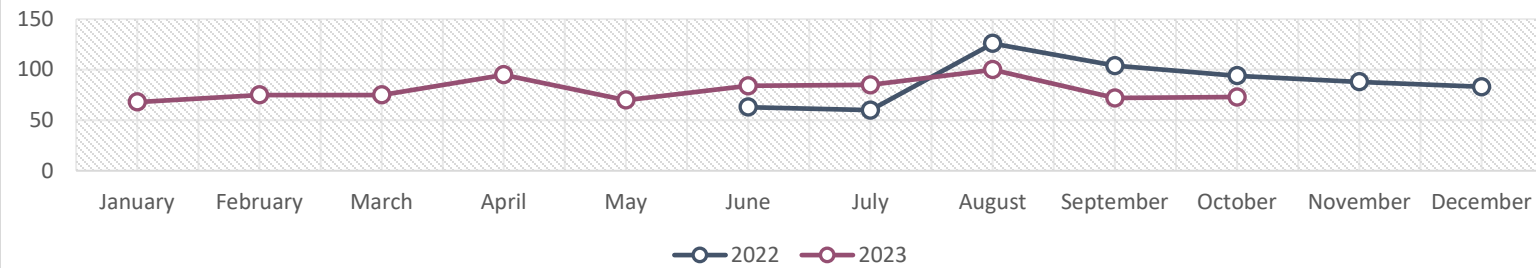


# January 2024 Public Safety Subcommittee Crime Statistics Review

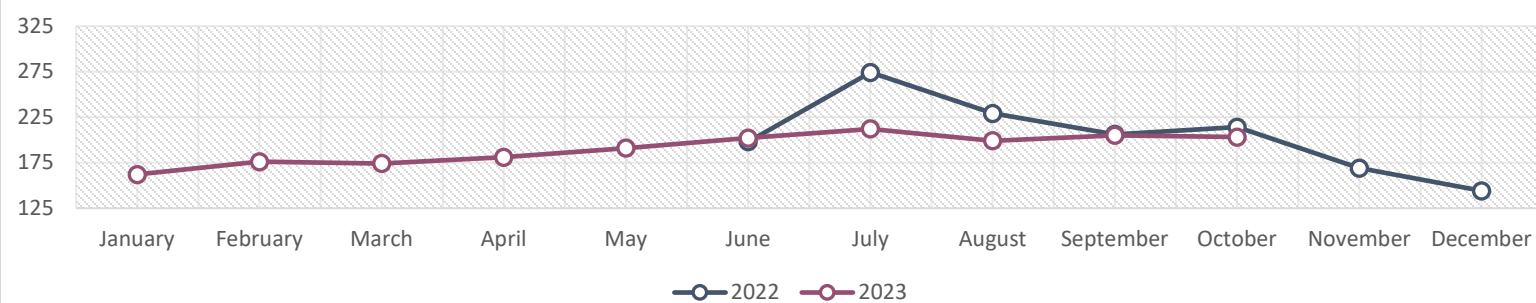


## NIBRS Update

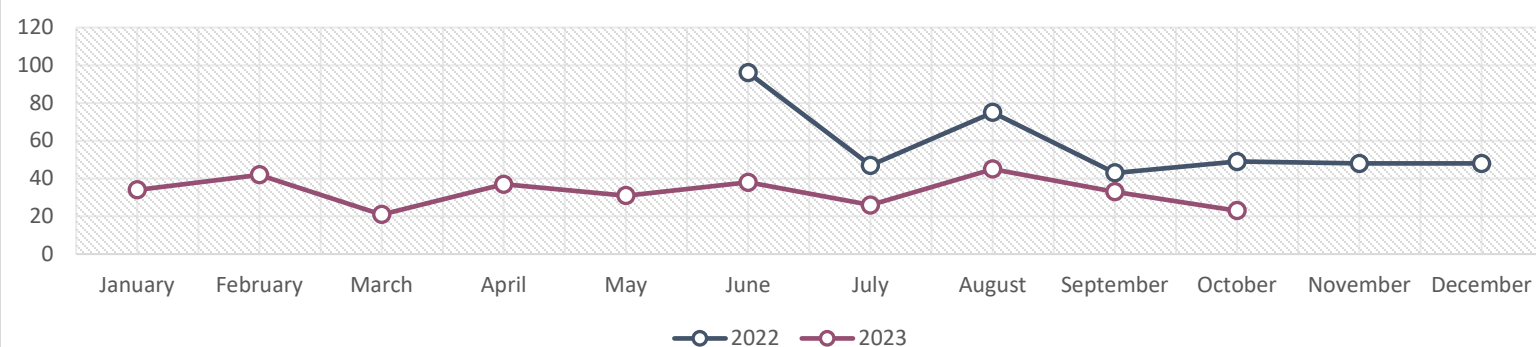
### Crimes Against Persons



### Crimes Against Property



### Crimes Against Society



From Jan – Oct 2023:

- 797 Crimes Against Persons | Avg 80/mo
  - 32% Aggravated Assault
  - 43% Simple Assault
  - 5% Fondling
- 1,905 Crimes Against Property | Avg 190/mo
  - 32% Larceny
  - 25% Motor Vehicle Theft
  - 16% Vandalism
- 330 Crimes Against Society | Avg 33/mo
  - 65% Drug / Narcotic Violations
  - 32% Weapons Violations



## October NIBRS Report

Offense	Average	Normal Range	Current Status	Oct 2023	Oct 2022	%CH	Jul	Aug	Sep	3Mon Avg	2023 Totals	2022 Totals
Aggravated Assault	27	17 - 37	Normal	27	45	-40%	35	41	19	32	256	204
Sex Offenses - Forcible	8	3 - 12	Normal	8	4	100%	5	9	5	6	75	53
Human Trafficking	1	0 - 3	Rising Trend	3	2	50%	2	1	0	1	13	12
Robbery	9	6 - 13	Normal	4	7	-43%	10	10	8	9	93	60
Burglary	19	14 - 25	Moderately High	30	34	-12%	22	15	18	18	195	146
Larceny/Theft Offenses	70	55 - 85	Normal	64	60	7%	60	74	69	68	675	504
Motor Vehicle Theft	43	32 - 54	Moderately High	68	41	66%	45	55	64	55	472	285
Counterfeiting/Forgery	2	1 - 3	Normal	1	2	-50%	1	1	3	2	14	13
Vandalism	33	23 - 43	Normal	26	45	-42%	49	23	36	36	310	238
Fraud Offenses	15	10 - 21	Normal	10	14	-29%	17	21	15	18	134	123
Stolen Property Offenses	11	8 - 14	Normal	4	12	-67%	11	8	14	11	100	77
Weapon Law Violations	16	10 - 22	Normal	4	24	-83%	8	9	13	10	111	146
Drug/Narcotic Offenses	29	17 - 41	Normal	19	26	-27%	19	38	21	26	222	260
DUI	12	8 - 16	Normal	10	12	-17%	7	15	8	10	104	103

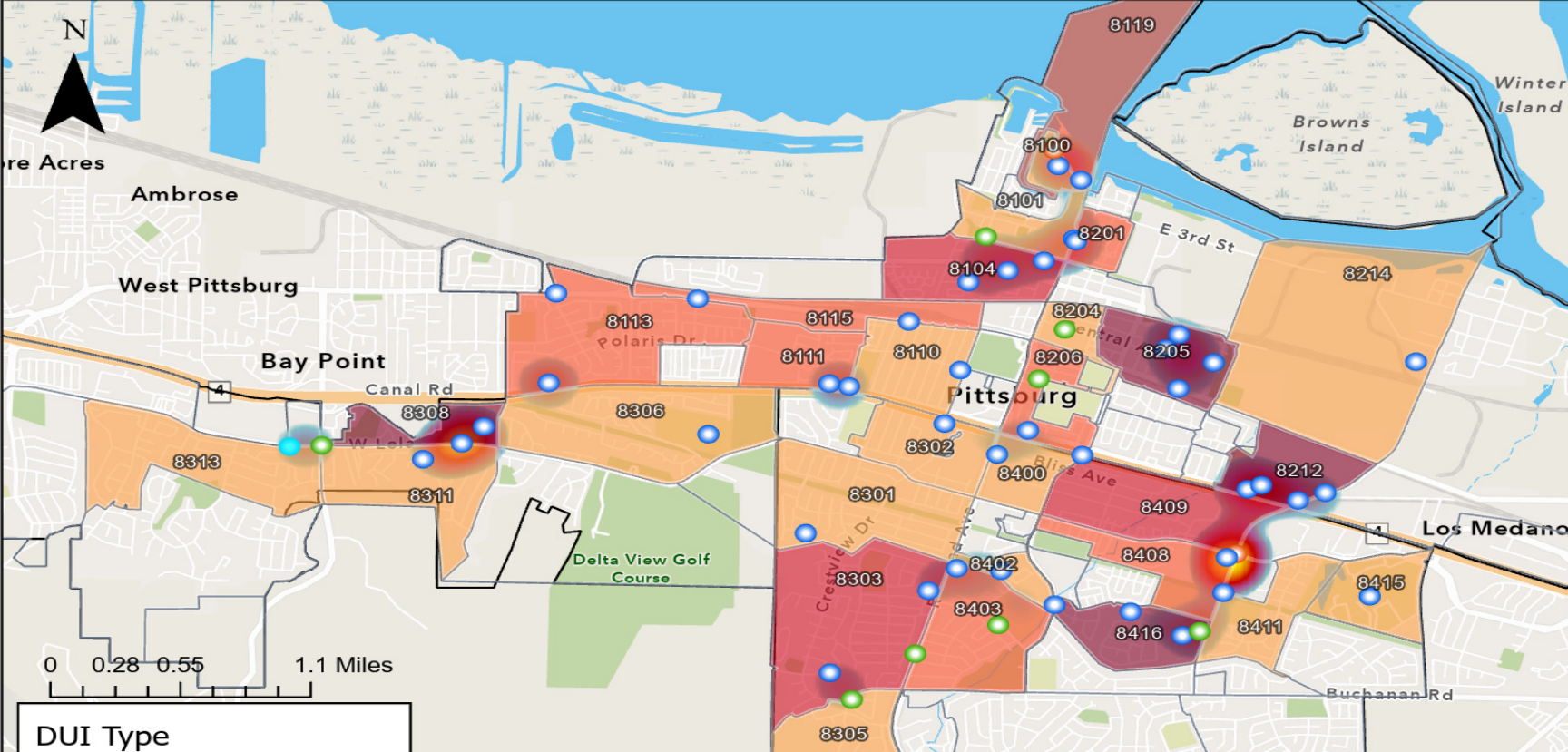
Note: 2022 totals include NIBRS counts for June - December only. Totals in this report may vary from DOJ summary report and are subject to change.

Thursday, January 4, 2024

Page 1 of 1



## DUI Traffic Collisions by Type January 2023 – December 14, 2023



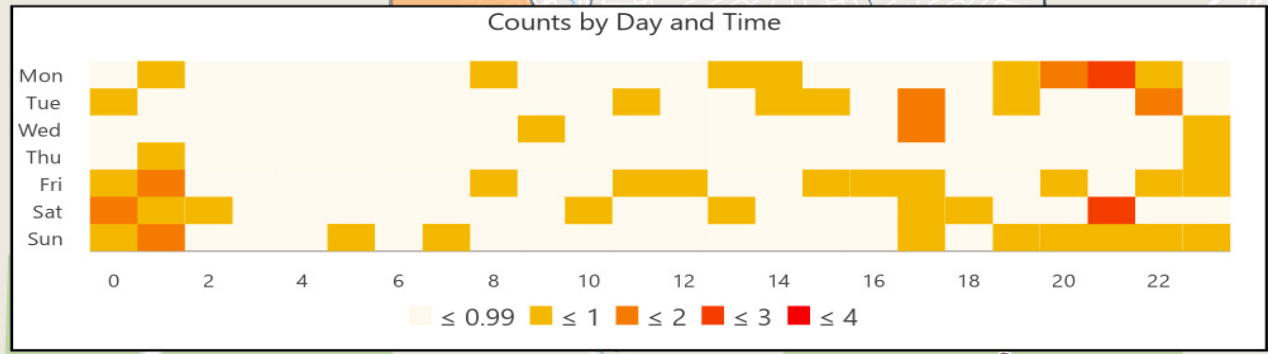
NAME	AREA	Total Count
AREA E/O DIANE N/O HWY 4	8212	5
MEADOWBROOK/GOLDENLEAF AREA	8416	4
JACQUELINE/SUGARTREE	8308	4
CENTRAL/ELM AVE	8205	4
SEENO/LINSCHIED	8303	3
GARCIA/FREED WAY	8409	3
CUTTER/W 10TH	8104	3
SAN JUAN/EL DORADO	8403	2
LYNBROOK/LOVERIDGE CR/WESTGATE	8408	2
MACARTHUR/AVON	8206	2
BURNHAM/CASE DR	8111	2
N. PARKSIDE	8115	2
POLARIS/BALCLUTHA	8113	2
LOS MEDANOS/E 6TH	8201	2
MARINA--DEEP WATER DOCK	8119	2
CASTLEWOOD/VALLEY VISTA	8305	1
GLADSTONE/OAKMONT PL	8411	1
ATLANTIC PLAZA	8402	1
LMC	8415	1
DAFFODIL/JACQUELINE DR	8311	1
CRESTVIEW/ALVARADO	8301	1
GARCIA/HARBOUR	8400	1
MARSH AV AREA N/O W LELAND	8302	1
OAK HILLS APT COMPLEX	8313	1
RANGE/ACKERMAN	8306	1
W. 17TH FROM DAVI TO ANDREW	8110	1
CENTRAL/MOOSE WAY	8204	1
USS POSCO	8214	1
CUTTER/W 6TH	8101	1
MARINA BL/PELICAN LOOP	8100	1

**DUI Type**

- Blue dot: Alcohol Only
- Orange dot: Combined Alcohol and Drug
- Green dot: Drug Only

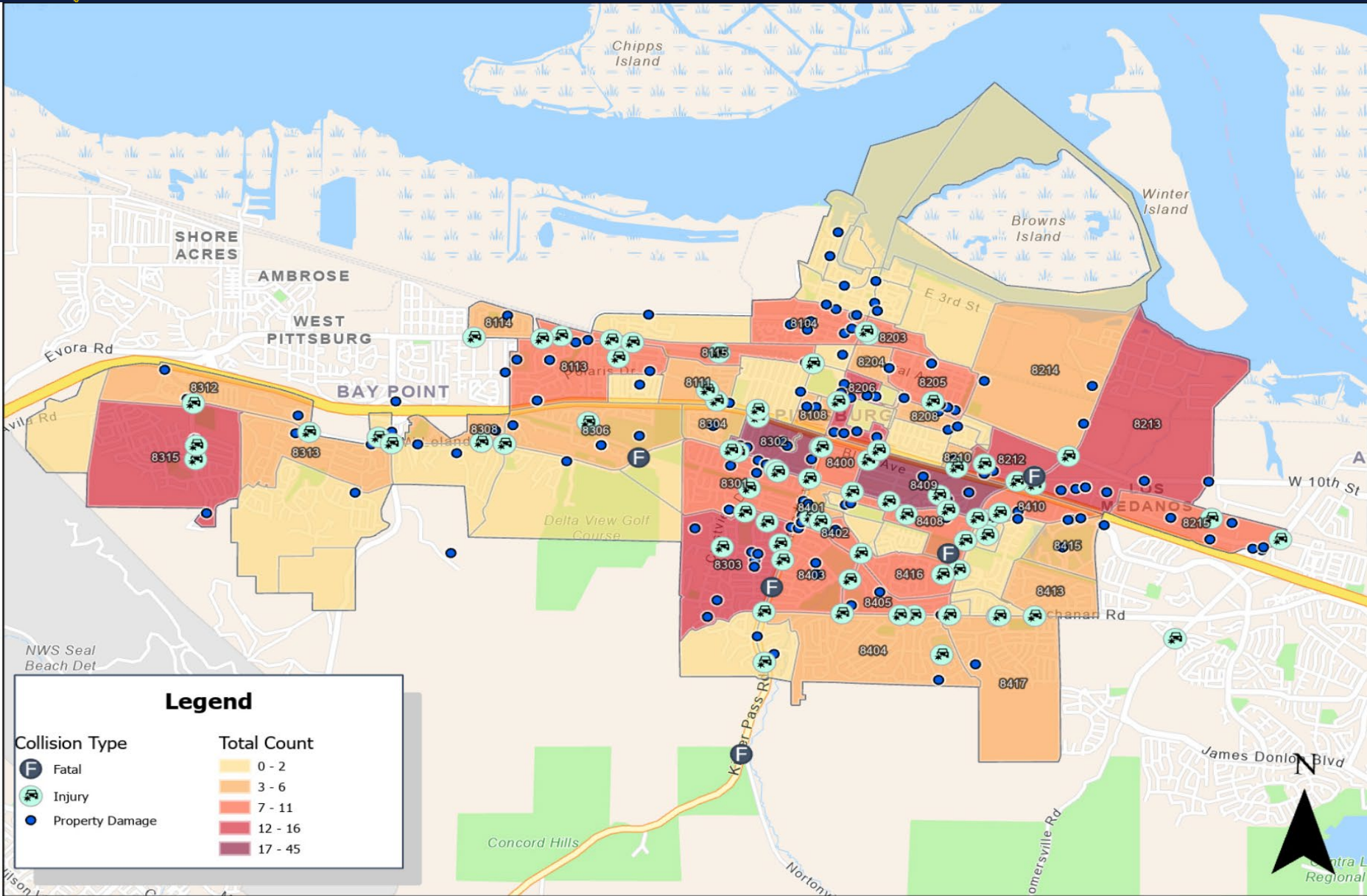
**Total Count**

- 0: Lightest color
- 1: Light orange
- 2: Orange
- 3: Red
- 4-5: Darkest red






## 2023 Traffic Collisions January – December 2023



### Collisions by RD

AREA	Fatal	Inj.	PDO	Tot.	AREA	Fatal	Inj.	PDO	Tot.
8417	0	2	3	5	8310	0	1	1	2
8418	0	0	2	2	8302	0	12	32	44
8404	0	3	2	5	8313	0	1	5	6
8305	0	1	1	2	8304	0	1	2	3
8405	0	4	5	9	8306	0	2	4	6
8413	0	2	1	3	8315	0	5	8	13
8416	0	4	3	7	8208	0	0	3	3
8403	0	4	7	11	8108	0	0	5	5
8412	0	1	0	1	8112	0	0	1	1
8411	0	0	1	1	8206	0	2	14	16
8402	0	1	8	9	8107	0	0	1	1
8415	0	0	4	4	8312	0	0	4	4
8303	1	4	11	16	8111	0	2	2	4
8420	0	0	1	1	8110	0	1	1	2
8408	1	3	3	7	8205	0	1	6	7
8215	0	1	7	8	8204	0	0	3	3
8419	0	0	1	1	8106	0	0	1	1
8410	0	4	4	8	8115	0	5	6	11
8401	0	1	3	4	8113	0	3	7	10
8316	0	0	1	1	8203	0	5	6	11
8409	0	15	30	45	8105	0	0	1	1
8309	0	0	1	1	8213	0	2	10	12
8311	0	0	2	2	8214	0	0	3	3
8210	0	1	2	3	8114	0	2	3	5
8307	1	0	1	2	8104	0	0	11	11
8301	0	2	8	10	8201	0	0	2	2
8400	0	1	7	8	8101	0	0	2	2
8212	1	7	6	14	8102	0	0	2	2
8211	0	0	1	1	8103	0	0	2	2
8308	0	1	4	5					





# Military Equipment Funding, Acquisition, and Use by Law Enforcement Agencies

2023 Annual Report



# BACKGROUND

- September 30, 2021 – Gov. Newsom signed Assembly Bill 481
- Increase transparency, accountability, oversight for acquisition and use of “military equipment”
- Provide safeguards to protect the public’s welfare, safety, civil rights and liberties
- Public’s right to know and allows for community engagement





# HISTORICAL CONTEXT

In May of 2022 the Pittsburg City Council adopted a resolution in support of the Pittsburg Police Department's authorization and continued use of equipment outlined under the newly passed Assembly Bill 481. This authorization was memorialized in Pittsburg Municipal Code 2.64.

Requirements outlined in AB 481 includes an annual report and audit of equipment utilization adopted and approved by the Pittsburg City Council. (AB 481 Section 7072(a))

This presentation is a summary of the attached AB 481 annual report and audit.



# REQUIREMENTS

AB 481 requires an annual report to the City Council; PPD's annual report outlines data collected from January 1<sup>st</sup>, 2023 through January 1<sup>st</sup>, 2024 to include:

- (1) A summary of how the military equipment was used and the purpose of its use.
- (2) A summary of any complaints or concerns received concerning the military equipment.
- (3) The results of any internal audits, any information about violations of the military equipment use policy, and any actions taken in response.
- (4) The total annual cost for each type of military equipment, including acquisition, personnel, training, transportation, maintenance, storage, upgrade, and other ongoing costs, and from what source funds will be provided for the military equipment in the calendar year following submission of the annual military equipment report.
- (5) The quantity possessed for each type of military equipment.
- (6) If the law enforcement agency intends to acquire additional military equipment in the next year, the quantity sought for each type of military equipment.



# EQUIPMENT CATEGORIES

**AB 481 lists (15) defined “ Military Equipment” categories.**

**The Pittsburg Police Department has equipment in (6) of these categories**



# PITTSBURG INVENTORY

Equipment Category	Items(s)	Funding Source
1	UAV's (Drones)	Grant and General Fund
5	Command Trailers	Grant and General Fund
10	Tactical Team Firearms- Rifles and ammunition	Grant and General Fund
12	Diversionsary Devices and Chemical Agents (OC/CN/CS)	General Fund
14	Kinetic Energy Weapons (40mm)	Grant and General Fund
15	Ballistically Armored Vehicle-Firearms	Grant, General Fund and Asset Forfeiture



# ANNUAL REPORT

## Audit Results

Administrative Staff conducted an AB 481 audit for the calendar year of January 2023 through January 2024.

It was determined that all equipment was utilized in accordance with existing Pittsburg Police Department Policy.

No equipment was purchased outside of commercial avenues or without prior council approval.

All revolving maintenance costs were maintained within projected budgets.



# REPORT SUMMARY

## Equipment Utilization Summary and Highlights

**UAV (Drones)** – 127 Flights on 37 Deployments. Deployments include tactical support operations, search and rescue, traffic congestion monitoring, public education and training.

**Command Trailer** – 6 Deployments for DUI check-points

**Long Rifles and Ammunition** – 8,000 rounds of rifle ammunition were utilized for training and qualification purposes only. No in-field deployments

**Ballistically Armored Vehicle** – 15 Total Deployments. 5 were Pittsburg SRU Operations, 6 were supplemental patrol responses. 4 were Mutual Aid Requests for a Tactical Operations.



# REPORT SUMMARY

## Equipment Utilization Summary and Highlights

**Diversionsary Devices** – 25 Training Deployments / 8 Field Deployments on a span of 7 Tactical Operations.

**Chemical Agents** – 1 in-field utilization on a warrant service for PC 187 (Murder). All other deployments were training based.

**Kinetic Energy Weapons (40mm)** – 2 Deployments for breaching purposes only. 25 Training Deployments (Less-Lethal Instructor Course and New Hire Orientation).



# COMMENTS OR QUESTIONS





# Police Department

Steve Albanese, Chief

# Police Department

## Goal 1:

Traffic Education, Engagement, and Enforcement Plan.

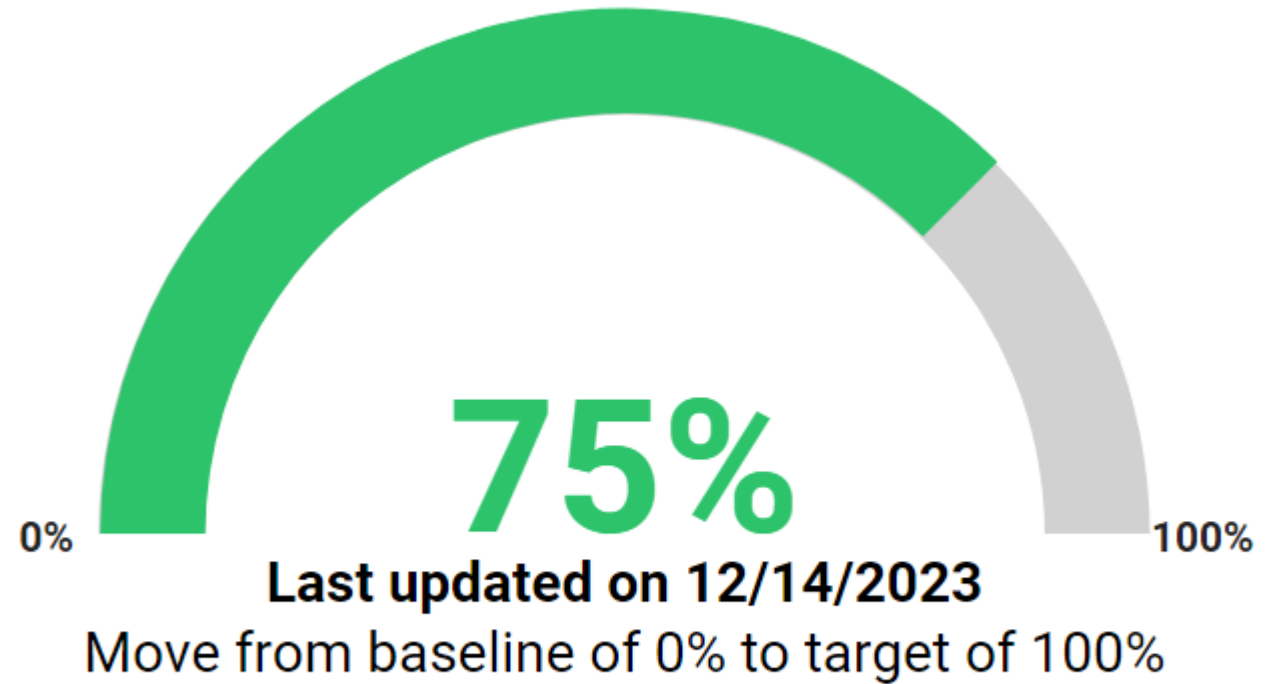


# Police Department

---

## Goal 1:

Traffic Education, Engagement, and Enforcement Plan.



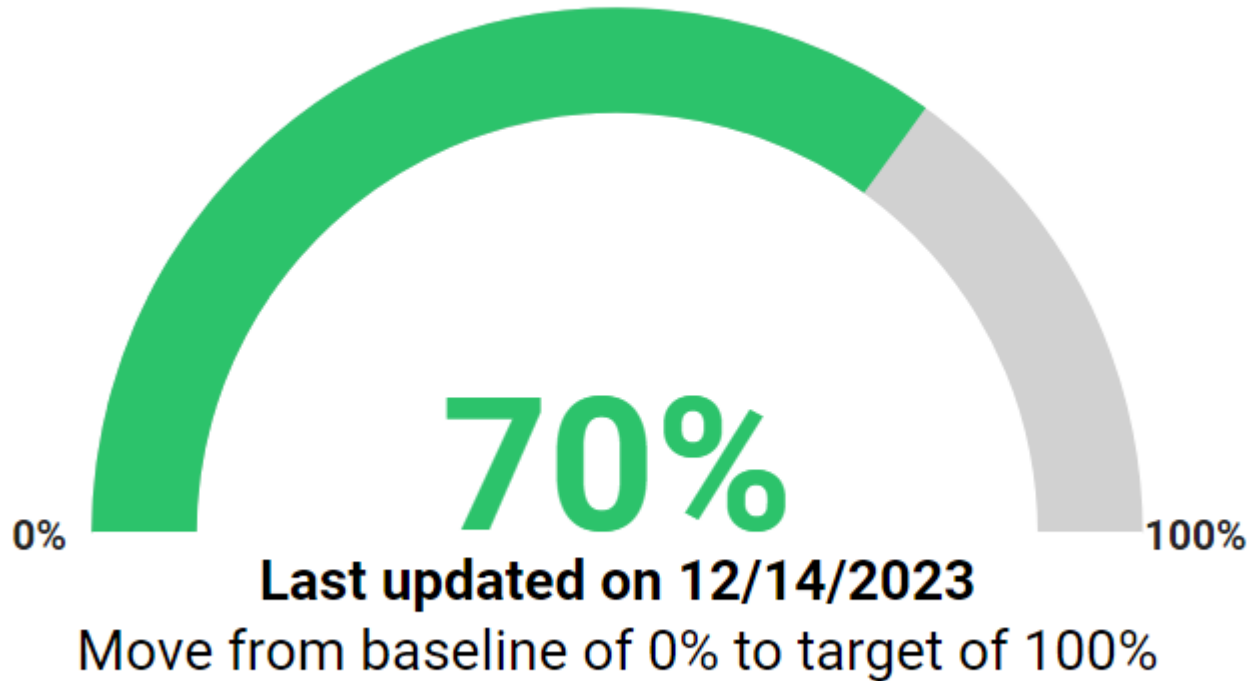


# Police Department

---

## Goal 2:

Retail / commercial enforcement.



# Police Department

---

## Goal 2:

Retail / commercial enforcement.



# Police Department

## Goal 3:

Staffing analysis for community needs.

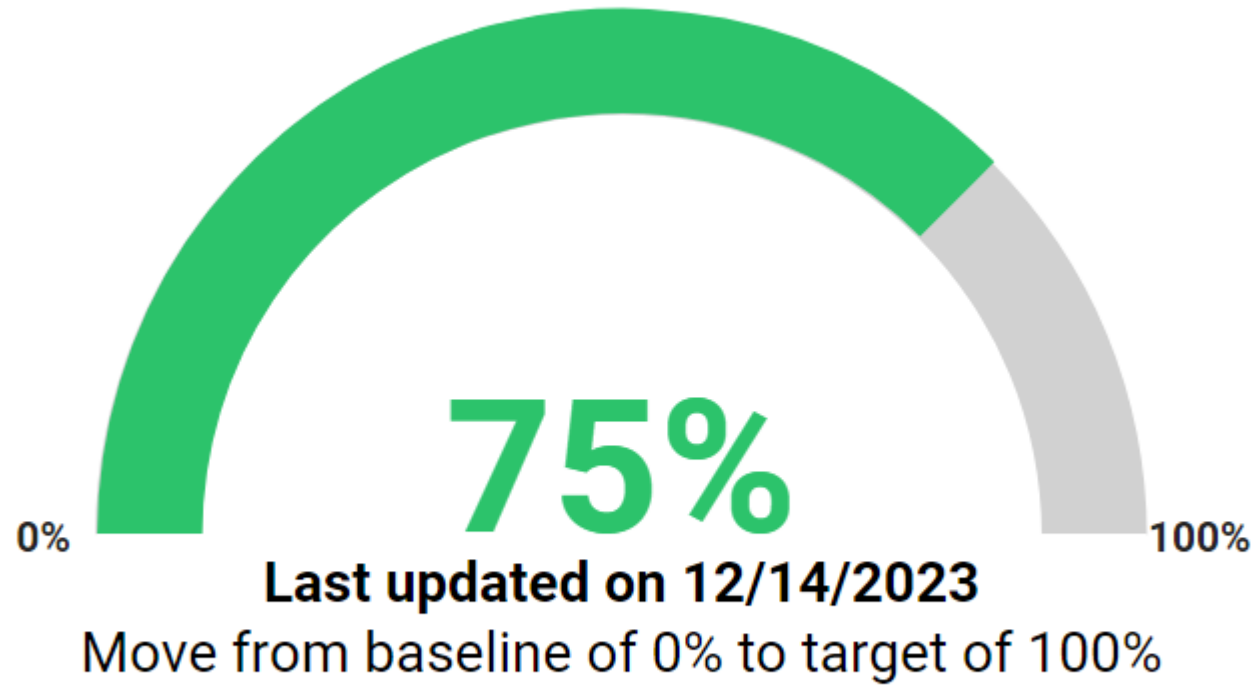


# Police Department

---

## Goal 3:

Staffing analysis for community needs.



# Moving Forward

1. Reduction of Crime

2.

3.

4.

# Police Department

---

## Goals

**2024-2025**